



JMC WISEdata Start Year

November 2018

Paul Freid & Greg Gilman

Overview



- ▶ JMC is releasing a second series of WISEdata videos in November 2018.
- ▶ These videos will be short and will cover Start Year, Mid Year, and Year End tasks for WISEdata Reporting.
- ▶ As needed, differences between Public and Private Choice schools reporting processes are discussed
- ▶ Screen Shots of Wisconsin DPI's WISEdata Portal are used in this presentation

WISEdata Start Year



Use Wisconsin – WISEdata – Start Year

- The tabs on this page will guide you through
- Go through tabs from left to right, completing items in one tab before going to next

WISEdata Start Year

Prep Tab

- “Honor System”
- New checkboxes added as needed
- Fewer checkboxes for Private Choice schools

WISEdata Start Year

Prep Tables General Students

- Day Names are defined for entire school year for each building.
- Term Dates are defined for all terms that are in use for each building.
- All Students that are reportable to the state have WISEids.
- All Teachers have WISEids for every building.
- All Course Sections have teacher(s) and room assigned for every building.
- End-of-Year Day Number, Third Fiday in September, and October 1 Child Count Date (public schools only) are set on Edit - Edit School Data.
- EdFi settings have been updated for the new year on File - Administrator Options in the Ed-Fi Settings link (requires JMCADMIN login).

WISEdata Start Year

Tables Tab

- Updates code tables from DPI for your database
- Generally done once at Start of Year
- New buttons added as needed
- Fewer buttons for Private Choice schools

WISEdata Start Year

Prep Tables General Students

- Update All Courses
- Update All Schools Table
- Update All Local Education Agencies
- Update All Languages
- Update All Career Pathway Types
- Update All CTE IAC Codes

Prior Related Updates

10/26/2018 10:36:40 AM EdFiCoursesTableFromAPI by: JMCADMIN Record Count: 12227 Error count: 0
10/26/2018 10:33:22 AM CareerPathwaysTableFromAPI by: JMCADMIN Record Count: 16 Error count: 0
10/26/2018 10:33:13 AM CTE_IAC_CodesTableFromAPI by: JMCADMIN Record Count: 216 Error count: 0

WISEdata Start Year

General Tab – *PUBLIC SCHOOLS ONLY*

- Buttons disabled until Prep Tab done
- Updates data to DPI for Start of Year
- Make sure to deal with any errors for each button (resource) before going on to next button
 - Resources generally depend on ones listed above it in this list of buttons (dependency)

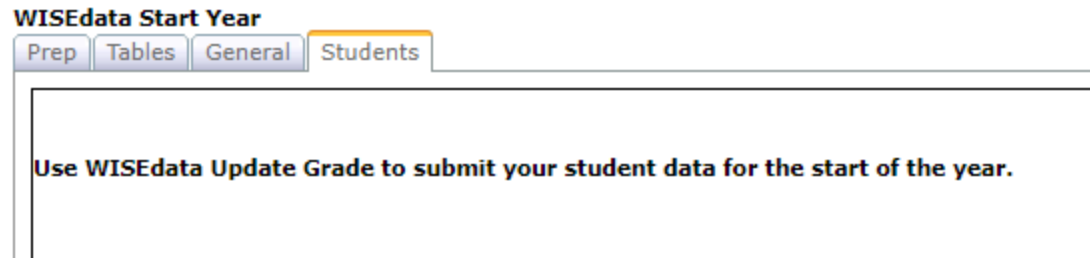
The screenshot shows the 'WISEdata Start Year' application window. At the top, there are four tabs: 'Prep', 'Tables', 'General', and 'Students'. The 'General' tab is currently selected. Below the tabs, there is a list of ten buttons, each representing a different data update function. The buttons are arranged vertically and are disabled (greyed out). The buttons are: 'WISEdata Update Roster Locations (all buildings)', 'WISEdata Update Roster Class Periods (all buildings)', 'WISEdata Update Roster Grading Periods (all buildings)', 'WISEdata Update Roster Sessions (all buildings)', 'WISEdata Update Roster Course Offerings (all buildings)', 'WISEdata Update Roster Sections (all buildings)', 'WISEdata Update Roster Staff Section Associations (all buildings)', 'WISEdata Update Roster Students (all buildings)', 'WISEdata Update Roster Student School Associations and SSAWE (all buildings)', and 'WISEdata Update Roster Student Section Associations (all buildings)'. A vertical scrollbar is visible on the right side of the list.

WISEdata Start Year



Students Tab

- Will Redirect you to use Wisconsin – WISEdata – Update Grade (which is not prone to timeouts)



WISEdata Start Year

Wisconsin – WISEdata – Update Grade

- All student related resources
- Resources will be sent in the correct order to handle dependencies as well as possible
- Errors will be displayed by clicking on the **Show Results** button *TWICE*.



WISEdata Update Grade

Grade(s): Grade 0 ▾

WISEdata Update Grade


Prior Grade Updates

	0%
	0%

Show Results

WISEdata Start Year

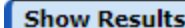
Wisconsin – WISEdata – Update Grade

- Generally do ***One Grade At A Time***
 - Unless very small school, then can do ***All Grades***
- When grade is done 
 - Click ***TWICE*** on **Show Results** Button in lower left corner and scan for errors
 - Fix the errors for that grade before continuing on to the next grade

WISEdata Start Year

Wisconsin – WISEdata – Update Grade

- **Show Results** button will display summary of records sent
 - HTTP Codes
 - 200's – GOOD CODES
 - 400's – BAD CODES
 - 500's – BAD CODES
- WISEdata Portal



Show Results

Covered in detail in
WISEdata Error Correction Video

WISEdata Start Year



Make a point to log in to WISEdata portal regularly throughout the year

- Minimum – Weekly

Actively work to correct errors on a regular basis

Do not wait until the snapshot date is near to work on errors!

WI DPI Resources

- ▶ <https://dpi.wi.gov/wisedata>
- ▶ <https://dpi.wi.gov/wise/data-elements>
- ▶ <https://dpi.wi.gov/wisedata/help/mini-tutorials>
- ▶ <https://dpi.wi.gov/wisedash/help/ticket>
- ▶ <https://dpi.wi.gov/wisedata/schools>
- ▶ <https://dpi.wi.gov/wisedash/districts>
- ▶ <https://dpi.wi.gov/wise/data-elements/WISEid>

JMC Resources



- ▶ http://jmcinc.com/state_reporting
- ▶ Documentation Updates
 - ▶ Wisconsin State Reporting (PDF)
 - ▶ Instructional Videos Series
 - ▶ Sign up for free web-based training
 - ▶ All will be updated on ongoing basis

Simplicity.
Affordability.
Unsurpassed Support.

STUDENT RECORD MANAGEMENT SOFTWARE

JMC INC.

Phone: 1.800.524.8182
Tech Support: techsupport@jmcinc.com
Client FTP Login

Online
TECHNICAL SUPPORT

JMC Inc.

Since 1980



CURRENT BUILD DATE:

NextGen: 07/14/17

Download / Update Software Resources
Secretary / Office Professionals
Technology Professionals
Administrators
Teachers
State Reporting
Food Service Professionals
Health Professionals
Prospective Clients
Contact Us
Office Supplies

STATE REPORTING

All State Reporting resources are available for you on this page. Please click on the tab that contains the state reporting information you need.

Minnesota **Wisconsin** Nebraska Iowa Other States

JMC prides itself on keeping up-to-date on all Wisconsin state reporting requirements. The Wisconsin module works with the Attendance module to limit dual entry. JMC ties all of the necessary data together in your JMC database so you can more easily fulfill your state reporting requirements.

Documentation

Wisconsin State Reporting	Updated 8/9/2017
Attendance WI	Updated 3/31/2016
Discipline WI	7/25/2017

JMC Wisconsin State Reporting News

Documentation update for Online Teacher posted July 2017

This update documents the many new features recently added to the Online Teacher software. For the Online Teacher documentation click [here](#).

JMC Regional Conference in Eau Claire Area on August 10, 2017

JMC is holding a regional conference with a Wisconsin state reporting focus in Altoona on 8/10/2017. [Here is a link to register.](#)

Wisconsin WISEdata Updates 7/14/2017 - Certified for WISEdata Roster and Discipline

JMC is certified by Wisconsin Department of Public Instruction for WISEdata Roster and Discipline.

News

There are a lot of changes happening with state reporting. Please refer to the appropriate tab at right for your state for information about documentation updates, deadlines, and related news.

Remote Technical Support





Questions?

- ▶ Feel free to contact us:
- ▶ JMC Technical Support
 - ▶ Talk with Us: 800-524-8182
 - ▶ Website: <http://www.jmcinc.com>
 - ▶ Support Tickets:
<http://tickets.jmcinc.com/>
 - ▶ Email: Support@jmcinc.com